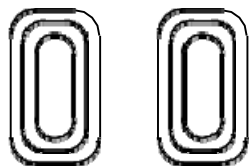





Switch Settings

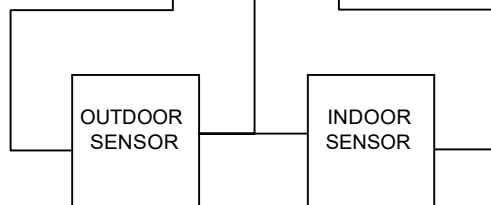
Switch 1 = **OFF** Heat/Cool
Switch 2 = **OFF** Equipment controls fan
Switch 3 = **OFF** Single Stage
Switch 4 = **OFF** Leave OFF



S2	SC	S1	AUX	AUX	W2 OB



Y1	Y2	W1	G	R	C



OPTIONAL EXTERNAL
SENSORS

BLUE AND PURPLE WIRES ARE
FACTORY JUMPERED
DISCONNECT TO CONNECT
LOW VOLTAGE THERMOSTAT

PURPLE

BLUE

BURNER INTERNAL
GROUND STUD

BURNER INTERNAL WIRING

